



*Empowered lives.
Resilient nations.*

2017 Annual Work Plan Poverty and Environment Initiative

Country: Malawi

UNDAF Key Priority1: National policies, local and national institutions effectively support equitable and sustainable economic growth and food security by 2016

UNDAF/CPD Outcome1.3: Targeted population in selected districts benefit from effective management of environment, natural resources, and climate change and disaster risk by 2016.

UNDAF Output(s):

- 1.3.1 Environment, natural resources, climate change, and disaster risk management mainstreamed in policies, development plans and programmes at national level and implemented in 14 disaster-prone districts
- 1.3.2 Data and knowledge on the impact of climate change, environmental and natural resources degradation and natural disasters collected and made accessible to decision makers in Government, Private Sector and Civil Society
- 1.3.3 Targeted population in selected districts benefit from effective management of the environment, natural resources, climate change and disaster risk by 2016

PEI Project Document Outputs:

1. Pro-poor environment and natural resources linkages mainstreamed in policies, development plans and programmes at national and district level
2. Budgeting and financing for sustainable development incorporated into national and sector plans, policies and budgets
3. Data and knowledge on the poverty, environment and natural resources nexus collected and made accessible to decision makers in government, private sector and civil society

Implementing Partner: Economic Planning and Development

Responsible partner(s): Office of the President and Cabinet; Treasury; Ministry of Natural Resources, Energy and Environment (DNPW, EAD and Forestry); Ministry of Agriculture, Irrigation and Water Development (LRCD & Fisheries Department); Ministry of Local Government and Rural Development; Ministry of Information and Technology

Other Partners: DODMA, National Statistical Office, District Assemblies, Civil Society (OXFAM, CURE, CEPA), World Bank.

2017 PEI Annual Workplan

Narrative

The Poverty Environment Initiative (PEI) Malawi programme is a component of the Environment and Natural Resources Management Programme Support Document to Malawi which highlights current and emerging ENRM issues reflected in MGDS II, UNDAF 2012-16 and UNDP CPD 2012-2016 (both of which have been extended to 2017) and outlines a strategy to deal with them and prioritized activities under four broad themes: Mainstreaming; Data, Information and Knowledge Management; Coordination and Capacity Development at national and district levels. In general, mainstreaming will be enhanced by support for the expeditious review, harmonisation and enactment of appropriate ENRM legislation and policies and the development of institutional mechanisms and plans at national, sector and district levels. Sufficient budget allocations for poverty-environment mainstreaming is essential and PEI will support mechanisms and reviews to enhance the budgeting and financing for sustainable development including the setting up of a Climate Change, Environment and Natural Resources Management Sector Wide Fund. To bolster Information and Knowledge Management support will be provided to civil society and the private sector for effective coordination and networking on P-E mainstreaming to influence national debate and policy making. Better donor and government coordination, through the support of an ENRM sector working group will lead to more effective and efficient decision-making. Human capacity will be enhanced by the provision of training at tertiary institutions.


Activities in the current work plan build on the successes of the PEI from 2009-2013 to ensure that the products that were produced (around integration of ENRM in policy-making, planning, budgeting and communication) are institutionalised and operationalized. It will support the implementation of the ENRM Project Document for 2012-2016 (as the new one is being developed) so that policies, plans and budgets are embedded in overarching structures and continue to integrate aspects of poverty and environment. In particular, the Project will achieve the following results in 2017:

- i. Improved pro-poor environment and natural resources linkages mainstreaming in policies, development plans and programmes at national, sector and district level
- ii. Increased budgeting and financing for sustainable development in national, district and sector plans, policies and budgets
- iii. Collection of Data and knowledge on the poverty, environment and natural resources nexus and making them accessible to decision makers in government, private sector and civil society

SIGNATURE PAGE

Programme Period:	2014-2017
Programme Component:	Environment
Intervention Title:	Poverty and Environment Initiative
Award ID:	00088334
Project ID:	00075132
Duration:	12 months


Estimated annualized budget:	US\$657,679
Allocated resources:	US\$657,689
Government	In kind
UNDP-UNEP PEI	US\$ 387,679
TRAC	US\$ 270,000
Unfunded budget:	US\$ 0


P. K. Sumbay


Agreed by Implementing Partner:

Department of Economic Planning and Development

Principal Secretary



Approved by UNDP:


Resident Representative



Annual Work Plan Poverty and Environment Initiative

Year: 2017

EXPECTED CP OUTPUTS and indicators including annual targets	PLANNED ACTIVITIES <i>List all activities including M&E to be undertaken during the year towards stated CP outputs</i>	TIMEFRAME				RESPONSIBLE PARTY	PLANNED BUDGET		Amount (US\$)	
		Q1	Q2	Q3	Q4		Source of Funds	Budget Description		
1.0 Mainstream Policies and Plans	1. Pro-poor environment and natural resources linkages mainstreamed in policies, development plans and programmes at national, sector and district level									
a) Number of national plans, reports and investment programs that includes P-E linkages Baseline: 1 national policy the MDGS II reflect P-E linkages 2017 Target: a) 1 (NDS) reflect P-E linkages	1.1 Identify detailed ENR-poverty links and dynamics in macro and disaggregated terms building on the Economic Valuation Report 1.1.2 Finalize and disseminate report identifying ENR-poverty links in a disaggregated manner at different levels (gender; national and sector level and in pilot districts) that includes recommendations for improved ENR management that cost-effectively reduces poverty.						TRAC	71600 - Travel	\$3,000	
								TRAC	72500 - Supplies	\$2,000
				X	X			TRAC	75700 - Training, workshops and Conferences	\$4,500
								TRAC	74200 - Audio Visual and Print Prod Costs	\$7,000
								TRAC	72500 - Supplies	\$660
		Sub-total								
a) Successor to ASWAp reflect P-E linkages	1.2 Support the inclusion of P-E linkages into the next national development strategy (NDS) 1.2.1 Support the review of p-e elements of the MGDS II to inform PEI inputs to NDS development 1.2.2 Technical inputs on P-E linkages provided to the consultation and drafting process for the NDS based on PEI Malawi knowledge products.									
							TRAC	71600 - Travel	\$2,500	
		X	X	X	X		PEI	72100 - Contractual Services - Companies	\$2,200	
							TRAC	75700 - Training, workshops and Conferences	\$4,000	
							TRAC	72500 - Supplies	\$159	

EXPECTED CP OUTPUTS and indicators including annual targets	PLANNED ACTIVITIES <i>List all activities including M&E to be undertaken during the year towards stated CP outputs</i>	TIMEFRAME				RESPONSIBLE PARTY	PLANNED BUDGET	
		Q1	Q2	Q3	Q4		Source of Funds	Budget Description
						PEI	72500 - Supplies	\$200
Sub-total								
b) Number of sector policies, reflecting poverty-environment linkages Baseline: 2 draft sector policies (fisheries and forestry) reflect enhanced P-E linkages 2017 Target: NWP to reflect poverty-environment linkages.	1.3 Support operationalization of the guidelines for integrating pro-poor sustainable ENRM into the OPC Guide to Executive Decision Making Processes 1.3.1. Train 20 high level officials (PSs, MPs and Cabinet Committees) on the use of the Guide to Executive Decision Making Process Handbook 1.3.2. Support inclusion of the GEDM into the curricula for government training institutions							
						PEI	71300 - Local Consultants	\$5,000
						PEI	71600 - Travel	\$2,500
			X	X	X	PEI	72100 - Contractual Services - Companies	\$2,500
						PEI	75700 - Training, workshops and Conferences	\$2,000
						PEI	72500 - Supplies	\$500
						PEI	74200 - Audio Visual and Print Production Costs	\$5,000
Sub-total								
d) Number of districts and sectors that integrate p-e elements in their M&E systems. Baseline: 0 Target: 15 2017 Target: 2	1.4 Harmonise sectoral legislation & policies to include poverty-environment including gender linkages 1.4.1. Review 1 policy ¹ and provide recommendations for harmonization (validation and approval) 1.4.2 Develop Policy briefs and sensitize decision makers and other key stakeholders on the reviewed policies and legislation							
		X	X	X	X	PEI	74200 - Audio Visual and Print Prod Costs	\$3,000
						TRAC	74200 - Audio Visual and Print Prod Costs	\$7,000

¹ Finalise review of the National Wildlife Policy
2017 PEI Annual Workplan

EXPECTED CP OUTPUTS and indicators including annual targets	PLANNED ACTIVITIES	TIMEFRAME				RESPONSIBLE PARTY	PLANNED BUDGET		
		Q1	Q2	Q3	Q4		Source of Funds	Budget Description	Amount (US\$)
e) Number of SEPs and DDPS with enhanced p-e including gender focus Baseline: 0 Target: 15 2017 Target: 4	1.4.3 Support operationalization of the Fisheries, Wildlife and Forestry Policies through training sessions						TRAC	71600 - Travel	\$2,000
			X	X	X		TRAC	72100 - Contractual Services - Companies	\$3,000
							TRAC	75700 - Training, workshops & Conferences	\$3,500
							PEI	75700 - Training, workshops and Conferences	\$8
							TRAC	72500 - Supplies	\$1,000
							Sub-total		\$19,508
1.5 Support Agriculture Sector Working Group (SWG) on PE mainstreaming including from a gender perspective. 1.5.1 Undertake a more detailed and Malawi specific analysis of the cost of the gender gap in agriculture productivity building on the 2015 report (2016/17)									
							TRAC	71600 - Travel	\$2,700
							TRAC	72100 - Contractual Services - Companies	\$5,500
			X	X	X	X	PEI	75700 - Training, workshops and Conferences	\$2,500
							TRAC	72500 - Supplies	\$1,000
						PEI	74200 - Audio Visual and Print Prod Costs	\$5,000	
							Sub-total		\$16,700

EXPECTED CP OUTPUTS and indicators including annual targets	PLANNED ACTIVITIES <i>List all activities including M&E to be undertaken during the year towards stated CP outputs</i>	TIMEFRAME				RESPONSIBLE PARTY	PLANNED BUDGET		
		Q1	Q2	Q3	Q4		Source of Funds	Budget Description	Amount (US\$)
1.7 ²	1.7. Support capacity building activities to ensure monitoring on sustainability indicators for the ASWAp								
	1.7.1 Train 100 officials on the application of the sustainability indicators	X				PEI	71300 - Local Consultants	\$5,000	
	1.7.2. Support monitoring visits for ASWAp implementation		X			TRAC	71600 - Travel	\$5,000	
	1.7.3. Disseminate the soil loss report	X	X	X	MoREM, EAD	TRAC	72100 - Contractual Services - Companies	\$7,500	
	1.7.4 Commission a report on the economic cost of soil loss (in partnership with FAO	X	X			TRAC	75700 - Training, workshops and Conferences	\$5,000	
	1.7.5. Develop a donor proposal that includes a roadmap for the implementation of the soil loss assessment and economic report recommendations with a focus on capacity building for monitoring	X	X	X		PEI	74200 - Audio Visual and Print Prod Costs	\$5,000	
		X				TRAC	72500 - Supplies	\$1,000	
						Sub-total			\$28,500
1.8	Train national & district level officers on ENR Planning tools including from a poverty and gender perspective								
	1.8.1. Sensitize 5 District Executive Committees on the use of the planning tools		X	X	MLGRD, EPD, MoREM	TRAC	71600 - Travel	\$3,000	
	1.8.2 Integrate Poverty-environment into 4 SEPs and 4 DDPs through the use of the planning tools	X	X	X		TRAC	72100 - Contractual Services - Companies	\$5,000	
	1.8.3 Printing of additional reports of the Soil Loss Study		X	X		TRAC	75700 - Training, workshops and Conferences	\$4,000	

² Activity 1.5 and 1.6 due to change of focus in the responsible IPs to have ENRM under Land SWG while the strategic plan was halted pending review of whether to come up with a sector strategy or ministry strategy

EXPECTED CP OUTPUTS and indicators including annual targets	PLANNED ACTIVITIES <i>List all activities including M&E to be undertaken during the year towards stated CP outputs</i>	TIMEFRAME				RESPONSIBLE PARTY	PLANNED BUDGET	
		Q1	Q2	Q3	Q4		Source of Funds	Budget Description
		X				TRAC	72500 - Supplies	\$500
						TRAC	74200 - Audio Visual and Print Prod Costs	\$10,200
						Sub-total		\$22,720
						UNEP Activity 1		\$40,408
						TRAC Activity 1		\$90,739
						Sub-total		\$131,147
Total for Activity 1								
Budgeting and Financing for Sustainable Development INCORPORATED national district and sector plans, policies and budgets								
Activity 2								
2.0 Budgeting and financing Indicator:	2.3 ³ a) Percentage budgetary allocation for environment sector and for sustainable ENRM in non-environment sectors and local government. Baseline: 0.6% Target: 2.5% 2017 Target: 2%	Finalize, disseminate and support implementation of the recommendations from the PER on ENRM, CC and Disaster Risk Management (DRM)	2.3.5 Implementation plan for the operationalization of the PER recommendations developed and support provided for the implementation of the recommendations	X	MoF,	TRAC	71600 - Travel	\$2,500
TRAC						72100 - Contractual Services - Companies	\$2,000	
						TRAC	75700 - Training, workshops and Conferences	\$2,000
						TRAC	72500 - Supplies	\$500
						TRAC	74200 - Audio Visual and Print Prod Costs	\$6,000
						Sub-total		\$13,000

³ 2.2 will not be implemented in 2016 since the IP responsible is busy with other overriding priorities

EXPECTED CP OUTPUTS and indicators including annual targets	PLANNED ACTIVITIES <i>List all activities including M&E to be undertaken during the year towards stated CP outputs</i>	TIMEFRAME				RESPONSIBLE PARTY	PLANNED BUDGET				
		Q1	Q2	Q3	Q4		Source of Funds	Budget Description	Amount (US\$)		
2.4	<p>Advocate for increased allocation in national budgets and donor resources for pro-poor sustainable ENRM at national, sector and district levels</p> <p>2.4.1. Develop communication materials from new and previous studies including the PEER, Poverty Study, gender Gap report and the gender indicator study to advocate for increased budget allocations</p> <p>2.4.2. Engage with development partners and decision makers using communication materials (2016/17)</p>	X	X	X	MonREM, EPD	TRAC	71300 - Local Consultants	\$6,500			
						TRAC	71600 - Travel	\$4,000			
		X	X	X		TRAC	72100 - Contractual Services - Companies	\$5,500			
						TRAC	75700 - Training, workshops and Conferences	\$4,000			
						TRAC	72500 - Supplies	\$1,000			
							Sub total		\$21,000		
Total for Activity 2											
UNEP Activity 2											
TRAC Activity 2											
\$34,000											
\$34,000											
Activity 3	3. Data and knowledge on the poverty, environment and natural resources nexus collected and made accessible to decision makers in government, private sector and civil society										
Data and knowledge indicators a) Number of CSOs and other stakeholders advocating for p-e	3.1	Support coordination platforms for CSOs including women's organizations and the private sector for effective coordination and networking on P-E mainstreaming to influence national debate and policy making.									
		3.1.1. Conduct 2 coordination meetings to support the capacity of CSOs and the private sector to advocate for and contribute to P-E mainstreaming based on PEI outputs.				X	X	X	X	EPD, MoREM, CURE, CISONEC	TRAC

EXPECTED CP OUTPUTS and indicators including annual targets	PLANNED ACTIVITIES <i>List all activities including M&E to be undertaken during the year towards stated CP outputs</i>	TIMEFRAME				RESPONSIBLE PARTY	PLANNED BUDGET	
		Q1	Q2	Q3	Q4		Source of Funds	Budget Description
mainstreaming including through the use of p-e products. baseline: 3 CSOs and 4 stakeholders advocating for p-e 2017 Target: 10 CSOs and stake holders advocating for P-E							
	3.1.1 Conduct 2 coordination meetings to support the capacity of CSOs and the private sector to advocate for and contribute to P-E mainstreaming based on PEI outputs.					TRAC	72200 - Equipment and Furniture	\$2,000
						PEI	75700 - Training, workshops and Conferences	\$2,500
						PEI	72500 – Supplies	\$650
						PEI	74200 - Audio Visual and Print Prod Costs	\$3,250
Sub-total								\$11,400
3.2	Support south-south exchange initiatives and participation in regional and global knowledge fora and symposia around ENR related topics					EPD		
	3.2.1. Participate in 2 regional and global meetings.	X		X		PEI		\$2,500
						PEI		\$2,000
						PEI		\$3,000
Sub-total								\$7,500
UNEP Activity 1								\$13,900
TRAC Activity 1								\$5,000
Total for Activity 3								\$18,900
Activity 4	Project Management							

EXPECTED CP OUTPUTS and indicators including annual targets	PLANNED ACTIVITIES <i>List all activities including M&E to be undertaken during the year towards stated CP outputs</i>	TIMEFRAME				RESPONSIBLE PARTY	PLANNED BUDGET		
		Q1	Q2	Q3	Q4		Source of Funds	Budget Description	Amount (US\$)
4.1	PEI project management unit in place 4.1.1 Staff costs 4.1.2 Operating costs					EPD, UNDP/PEI			
		X				TRAC	71400 - Contractual Services - Individual	\$104,761	
		X				PEI	61300 - Salaries and Post Adjustment Costs - IP Staff	\$277,928	
						TRAC	72500 - Supplies	\$6,000	
					PEI	72400 - Communications and Audio Visual Equip	\$14,950		
Sub-total									
									\$403,639
4.2	Capacity building of PEI and IPs ⁴ 4.2.1. Send IPs for short term professional courses for capacity building					EPD, UNDP/UNEP			
						TRAC	71600 - Travel	\$5,000	
						TRAC	72100 - Contractual Services - Companies	\$4,000	
						TRAC	75700 - Training, workshops and Conferences	\$3,000	
					TRAC	72500 - Supplies			
Sub-total									
									\$12,000
4.3	Convene stakeholder meetings: Steering Committee meetings, Technical Committee meetings.								
						PEI	71600 - Travel	\$4,000	

⁴ IPs to identify participants to the training
2017 PEI Annual Workplan

EXPECTED CP OUTPUTS and indicators including annual targets	PLANNED ACTIVITIES <i>List all activities including M&E to be undertaken during the year towards stated CP outputs</i>	TIMEFRAME			RESPON SIBLE PARTY	PLANNED BUDGET			
		Q 1	Q 2	Q 3		Q 4	Source of Funds	Budget Description	Amount (US\$)
	4.3.1 Conduct SC and TC meetings to discuss progress on the project activities	X	X	X					
						TRAC	71600 - Travel	\$0	
						PEI	72100 - Contractual Services - Companies	\$3,250	
						PEI	75700 - Training, workshops and Conferences	\$1,600	
						TRAC	72500 - Supplies	\$1,000	
						Sub-total		\$9,850	
4.4	M&E								
	1. Audit								
	2. Final evaluation International consultant	X	X	X		TRAC	71300 - Local Consultants	\$10,000	
	3. Final evaluation national consultant					PEI	71200 - International Consultants	\$21,500	
						PEI	71300 - Local Consultants	\$10,143	
						Sub-total		\$41,643	
4.5	Equipment								
	Equipment			X					
						TRAC	72200 - Equipment and Furniture	\$6,500	
						Sub-total		\$6,500	
						Sub-total		\$333,371	
						Sub-total		\$140,261	
						Sub-total		\$473,632	

13

EXPECTED CP OUTPUTS and indicators including annual targets	PLANNED ACTIVITIES <i>List all activities including M&E to be undertaken during the year towards stated CP outputs</i>	TIMEFRAME				RESPONSIBLE PARTY	PLANNED BUDGET		
		Q 1	Q 2	Q 3	Q 4		Source of Funds	Budget Description	Amount (US\$)
TOTAL UNEP									
TOTAL TRAC									
GRAND TOTAL									
									\$387,679
									\$270,000
									\$657,679

The Annual Work Plan (AWP) Monitoring Tool

Year: 2017

CP Component: Environment and Climate Change
 Implementing Partner: Ministry of Economic Planning and Development

EXPECTED CP OUTPUTS AND INDICATORS INCLUDING ANNUAL TARGETS	PLANNED ACTIVITIES <i>List all the activities including monitoring and evaluation activities to be undertaken during the year towards stated CP outputs</i>	EXPENDITURES <i>List actual expenditures against activities completed</i>	RESULTS OF ACTIVITIES <i>For each activity, state the results of the activity</i>	PROGRESS TOWARDS ACHIEVING CP OUTPUTS <i>Using data on annual indicator targets, state progress towards achieving the CP outputs. Where relevant, comment on factors that facilitated and/or constrained achievement of results including:</i>
<p>1.0 Mainstream Policies and Plans</p> <p>a) Number of national plans, reports and investment programs that includes P-E linkages</p> <p>Baseline: 1 national policy the MDGS II reflect P-E linkages</p> <p>2017 Target:</p> <p>b) 1 (NDS) reflect P-E linkages</p> <p>b) Successor to ASWAp reflect P-E linkages</p> <p>b) Number of sector policies, reflecting poverty-environment linkages</p> <p>Baseline: 2 draft sector policies (fisheries and forestry) reflect enhanced P-E linkages</p> <p>2017 Target:</p> <p>NWP to reflect poverty-environment linkages.</p> <p>d) Number of districts and sectors that integrate p-e elements in their M&E systems.</p> <p>Baseline: 0</p>	<p>1.1 Identify detailed ENR-poverty links and dynamics in macro and disaggregated terms building on the Economic Valuation Report</p> <p>1.1.1 Review existing Malawi poverty analysis and poverty reduction strategies and programmes for their inclusion of p-e links and dynamics</p> <p>1.1.2 Prepare a report identifying ENR-poverty links in a disaggregated manner at different levels (gender, national and sector level) and in pilot districts) that includes recommendations for improved ENR management that cost-effectively reduces poverty</p> <p>1.3 Support operationalization of the guidelines for integrating pro-poor sustainable ENRM into the OPC Guide to Executive Decision Making Processes</p> <p>1.3.1 Train 20 high level officials (PSS, MPs and Cabinet Committees) on the use of the Guide to Executive Decision Making Process Handbook</p> <p>1.3.2 Revise The Public Sector Investment Programme (PSIP) Section in the "OPC guide to Executive Decision Making" to promote the mainstreaming of pro-poor ENRM issues</p>			

Target: 15
2017 Target: 2

<p>1.3.3 Disseminate Guidelines on integrating pro-poor ENRM in the PSIP section of the guide and use the guidelines in the annual drafting of the PSIP.</p>			
<p>1.4 Harmonise sectoral legislation & policies to include poverty-environment including gender linkages</p>			
<p>1.4.1. review 1. policy and provide recommendations for harmonization</p>			
<p>1.4.3. Develop policy briefs and sensitive decision makers and other key stakeholders on the reviewed policies and legislation</p>			
<p>1.4.4. Support Operationalization of the Fisheries and Forestry Policies through training sessions</p>			
<p>1.5 Support ENRM Sector Working Group (SWG) on PE mainstreaming including from a gender perspective.</p>			
<p>1.5.1. Integrate P-E elements including gender in SWG Annual Work Plans through the review of ENRM Sector Working Group plans</p>			
<p>1.6 Build Capacity of the MONREM for P-E including gender strategic planning</p>			
<p>1.6.1 Strengthen the institutional capacity of the planning unit through using existing training material on strategic planning for p-e mainstreaming</p>			
<p>1.8 Support capacity building activities to ensure monitoring on sustainability indicators for the ASWAp</p>			
<p>1.8.2 Support Monitoring visits for ASWAp implementation</p>			
<p>1.8.3. Finalise and disseminate the soil loss study</p>			
<p>1.9 Train national & district level officers on ENR Planning tools including from a poverty and gender perspective</p>			
<p>1.9.1. Train national planning officers in sectoral ministries in ENRM Planning</p>			
<p>1.9.2.20 Train District Environmental Sub-committee members on ENRM planning tools and designs in 3 districts</p>			
<p>1.9.4 Sensitise 15 District Executive Committees on the use of the planning tools</p>			


		<p>1.9.5. Integrate Poverty-Environment into 3 SEPs and 3 DDPs through the use of the planning tools</p> <p>1.10 Review and improve the data capturing tool for the Decentralized Environment Management Guidelines (DEMG) to improve the district planning M&E framework to bridge data gaps and better include gender and poverty linkages</p> <p>1.10.1 Undertake review and improvement of the data capturing tools.</p>		
		<p>1.10.2 Organize 2 National Validation workshops</p> <p>2.1 Support the implementation of the P-E guidelines into national budgeting processes and Public Sector Investment Programme (PSIP)</p> <p>2.1.1 Conduct Refresher course on the use of the guidelines on integrating ENRM into budgets</p> <p>2.1.2 Integrate ENRM into the annual budget guidelines and disseminate them to all sectors</p> <p>2.1.4 Integrate pro-poor ENRM into the PSIP Appraisal Manual and Preparation Handbook through production and implementation of p-e guidelines</p> <p>2.2 Support improvements to government monitoring of P-E allocations and expenditure into the national budget.</p> <p>2.2.1 Review indicator framework for monitoring P-E in the budget process and provide recommendations for improvement</p> <p>2.3 Finalize, disseminate and support implementation of the recommendations from the PER on ENRM, CC and Disaster Risk Management (DRM)</p> <p>2.3.1 Finalize the PER on ENRM, CC and DRR</p> <p>2.3.2 Organize 1 validation meeting for the PER</p> <p>2.3.3 Develop implementation plan for the operationalization of the PER recommendations</p> <p>2.4 Support to establish and operationalise CC & ENRM. SWAp/fund to incorporate P-E including gender linkages</p> <p>2.4.1 Provide inputs in support of the establishment and operationalisation of the CC and ENRM Fund (vs NCCP)</p>		
		<p>OUTPUT 2:</p> <p>2.0 Budgeting and financing</p> <p>Indicator:</p> <p>a) Percentage budgetary allocation for environment sector and for sustainable ENRM in non-environment sectors and local government:</p> <p>Baseline: 0.6%</p> <p>Target: 2.5%</p> <p>2017 Target: 2%</p>		

		<p>2.5 Advocate for increased allocation in national budgets and donor resources for pro-poor sustainable ENRM at national, sector and district levels</p> <p>2.5.1. Develop communication materials from new and previous studies including the MSEOR, EVR to advocate for increased budget allocations.</p> <p>2.5.2. Sensitise and build capacity of 25 officers in the Budget and Economic Affairs Divisions and ENRM planning sections</p>	
		<p>3.1 Support coordination platforms for NGOs/CSOs including women's organizations and the private sector for effective coordination and networking on P-E mainstreaming to influence national debate and policy making.</p> <p>3.1.1 Conduct coordination meetings to support the capacity of CSOs and the private sector to advocate for and contribute to P-E mainstreaming based on PEI outputs</p> <p>Support knowledge fora and symposia around ENR related topics, including regional participation.</p> <p>3.2.1 Share PEI Malawi experiences and input them into regional and global fora</p> <p>3.2.2 Support 1 relevant south-south exchanges (for example, on the creation of ENR and CC funds with Rwanda)</p>	
<p>OUTPUT 3</p> <p>3.0 Data and Knowledge</p> <p>Indicators:</p> <p>Data and knowledge indicators:</p> <p>a) Number of CSOs and other stakeholders advocating for p-e mainstreaming including through the use of p-e products. baseline: 3 CSOs and 4 stakeholders advocating for p-e.</p> <p>2017 Target: 10 CSOs and stakeholders advocating for P-E</p>			

Procurement Plan

ANNUAL PROCUREMENT PLAN															
PROJECT TITLE:		Poverty and Environment Initiative													
PROJECT ID:		00075132													
ANNUAL PLAN PERIOD:		1 st January to 31 st December, 2017													
REQUESTER:		Department of Economic Planning and Development													
Description of Procurement Items	Quantity	UNIT OF MEASURE	FUND/ DONOR	COA	OUTPUT	ACTIVITY	ACCOUNT	Estimated Price	Currency	MK or USD	Available Budget in USD	Method of Procurement	Expected Delivery Date	Implementing partner focal point	Responsible UNDP Prog. Analyst
Procurement of Local Consultant to develop PEI communication materials	15	Person Days	00012		2		71300		5,000		USD	Government Procurement	1 st April 2017	Edward Joshua	Etta Mmangisa
Procurement of a camera and 2 mobile phones	1	Each	00012		4		72000		2,000		USD	Government Procurement	1 st March, 2016	Edward Joshua	Etta Mmangisa
Procurement of international consultant to conduct an economic valuation for soil loss in Malawi	15	Person Days	***		1		71300		20,000		USD	UNEP Procurement	1 st March, 2017	Gilbert Kupunda/ Hastings Ngoma	Moa Westman
Procurement of printing services for the Economic Valuation of Soil Loss report	20	Person days	***		1				10,000		USD	UNEP Procurement Unit	1 st August, 2017	Hastings Ngoma	Moa Westman
Procurement of an international and a local consultant to conduct a terminal evaluation	30	Person days	00012		4		71200 71300		31,643		USD	UNDP procurement	1 July 2017	Edward Joshua	Etta M'rangisa
Note:															
IP shall request UNDP Country Office to provide project support services by specifying "UNDP Support Service" under "Method of Procurement."															

2017 P29 Annual Workplan

	<p>If any changes to be made on the procurement plan for UNDP Support Services, such as descriptions, specifications and quantity of the procured items, IP shall notify the changes by writing to UNDP Country Office.</p> <p>The procurement of goods and services and the recruitment of project personnel conducted through UNDP Support Service method, the UNDP country office shall be in accordance with the UNDP regulations, rules, policies and procedures.</p> <p>The costs incurred by the UNDP country office in providing such support services shall be recovered from the administrative budget of the office.</p>
--	---

*** All procurement will be done by and resources will come from PEI Africa

1

2